

3

CHARACTERISTICS

Ambient temperature	-10 ÷ +45 °C
Fluid	10 µm filtered air
Commutation system	spool
Max pressure	10 bar
Connections	M5, for sub-base
Nominal bore (mm)	2
Nominal flow rate (NI/min)	150
Valve body	zamak
Seals	NBR
Electropilot/Coil	A series/U05
Voltage	24 V DC - 12 V DC - 24 V AC - 110 V AC - 230 V AC



CODIFICATION KEY

E	-	0	2	2	4
1		2	3	4	

1 Series	2 Type	3 Control 14	4 Return 12
E = COMPA 2 Miniature Valves	02 = 5/2 Sub-base mounting 04 = 5/2 Threaded body M5 05 = 5/3 c.c. Sub-base mounting 06 = 5/3 o.c. Sub-base mounting 07 = 5/3 p.c. Sub-base mounting 08 = 5/3 c.c. Threaded body M5 09 = 5/3 o.c. Threaded body M5 10 = 5/3 p.c. Threaded body M5	2 = Electrical DC 4 = Pneumatic 7 = Electrical DC/AC	0 = Pneumomechanical spring 2 = Electrical DC 4 = Pneumatic impulse 7 = Electrical DC/AC

c.c. = closed centres o.c. = open centres p.c. = pressurized centres

Pneumatic impulse

<p>■ Single impulse</p> <p style="text-align: right;">E-0240</p>	<p>■ Double impulse</p> <p style="text-align: right;">E-0244</p>
--	--

Electrical impulse

<p>■ Single impulse</p> <p style="text-align: right;">E-0220 E-0270</p>	<p>■ Double impulse</p> <p style="text-align: right;">E-0222 E-0277 E-0522 E-0622 E-0722</p>
---	--

Inlet plate G1/8

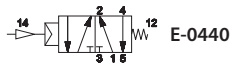
Manifold sub-base, side connections M5



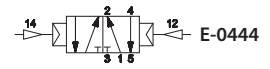
Solenoid valves are supplied without coil and connector

Pneumatic impulse - 5/2 Valves M5

■ Single impulse

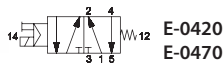


■ Double impulse

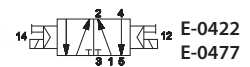


Electrical impulse - 5/2 Valves M5

■ Single impulse

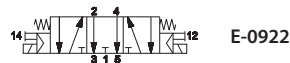
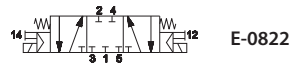


■ Double impulse



Electrical impulse - 5/3 Valves M5

■ Double impulse



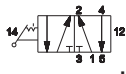
DIN C (8 mm)

For further information please contact our Sales Office

5/2 Valves M5 - Mechanical and manual operation

3

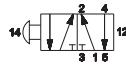
■ Lever valve



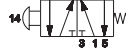
LEVER

- E-15422G ■ YELLOW
- E-15422N ■ BLACK
- E-15422R ■ RED

■ Push-pull valve

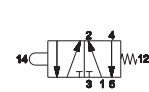


E-15420



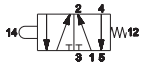
E-15420A

■ Ball push valve



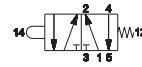
E-15402A

■ Ball push valve for mechanical screw operation



E-15403A

■ Ball push valve for mechanical panel operation



E-15412A

AI-3550	AI-3551	AI-3560	AI-3562	AI-3563	AI-3570	AI-3571	AI-3572	AI-3511Q ■	AI-3514Q ■	AI-3515Q ■	AI-3520Q ■	AI-3524Q ■	AI-3522Q ■	AI-3525Q ■	AI-3526Q ■
								AI-3512Q ■	AI-3516Q ■	AI-3517Q ■	AI-3521Q ■		AI-3523Q ■		
								AI-3513Q ■	AI-3514QD ■	AI-3519Q ■					
								AI-3516QD ■							
AI-3511 ■	AI-3514 ■	AI-3515 ■	AI-3520 ■	AI-3522 ■	AI-3524 ■	AI-3525 ■	AI-3526 ■								
AI-3512 ■	AI-3516 ■	AI-3517 ■	AI-3521 ■	AI-3523 ■											
AI-3513 ■	AI-3514D ■	AI-3519 ■													
	AI-3516D ■														

Solenoid valves are supplied without coil and connector